

SABRE BY PALOMINO



UNCAGE THE BEAST.



Interior

POWERFULLY BUILT

The Sabre is powerfully built for road tough durability, yet loaded with gentle creature comforts for easy living. Constructed with a sturdy six-sided aluminum superstructure, the Sabre projects a high-end appearance with a distinctive graphics package that will turn heads wherever you go. The front fiberglass cap includes recessed docking lights angled to illuminate the hitch area and truck bed along with a bed-view mirror for easier, safer hitching. Inside, you'll find innovative floorplans and features that defy the ordinary. From elegant luxury to practical conveniences, the Sabre has it all!



MODEL 30-RES

shown in Burgundy decor on pages 2-3





STORAGE GALORE

Optional air bed sleeper sofa also has a hidden storage drawer. ►



GENTLE COMFORTS

The free standing dinette is an elegant dining option that features a large table extension for seating extra guests. The table-top can be moved from side to side for added seating comfort and convenience. ►



Interior slide-out height is 6 feet for convenience and provides ample room for couch and dinette



EXTRA TOUCHES

A handy message center keeps you organized with a note board, magazine rack, and key hooks. ►

REAR ENTERTAINMENT CENTER

Complete with flat panel TV and all the electronic toys you could want. ◀



Interior

CONTEMPORARY LIVING

The Sabre interior reflects today's lifestyles with all the home-like amenities you've grown accustomed to. A spectacular high fidelity entertainment center includes a 200-watt 5.1 Dolby AM/FM/CD/DVD/TV system with 12 speaker surround sound; subwoofer; weather band; IPOD and satellite radio docking stations; selector panel for MP3, satellite, and game station; and remote control. Home-like qualities continue throughout the kitchen with a deep double bowl sink with residential strainers, high rise faucet and hand sprayer; seven cubic foot refrigerator; large range with oven; and deep cabinets and drawers for plentiful storage. ►



MODEL 31-BHDS

shown in Sage decor on pages 4-5



HANDY

Built-in spice rack and lazy susan maximize storage space. ►





fig.1

FAMILY-FRIENDLY

Welded aluminum booth dinette with plywood seat base, reversible cushions and two large storage drawers are standard on all floorplans (fig.2).

Family floorplans include a kids' room with dual fold-down bunk beds (fig.1), a jack-knife sofa (fig.3) that converts to a sofa-bed with overhead bunk (fig.4), plenty of storage and their own entertainment center.



fig.2



fig.4

fig.3



The roomy bathroom features a 72-inch high shower surround with 70-inch glass shower door. Both shower and door are taller than the competition. ▼



A deluxe residential 60" x 80" queen sized pillow top mattress adds plush comfort to the bedroom. You no longer have to purchase special RV-sized linens; use yours from home! ◀

Standards & Options

STANDARD PACKAGES

SUPERIOR CONSTRUCTION PKG.

- Aluminum trussed roof (R-14)
- Aluminum framed floors (R-14)
- Aluminum framed sidewalls (R-9)
- Aluminum framed front & rear walls (R-9)
- Aluminum framed booth dinette
- One-piece floor decking
- Walk-on roof decking
- One-piece underbelly

SUPERIOR FEATURE PACKAGE

- 7 cu. ft. Dometic refer with LCD readout
- 10 gal. gas/electric DSI water heater
- Water filtration system
- 35,000 BTU furnace
- Living room LCD or flat screen TV provided
- Integrated low & high beam hitch lights
- Integrated bed-view mirror
- 6 panel oak refer insert
- Exterior shower
- 15" spare tire

STANDARD FEATURES

- Residential porcelain toilet with foot pedal
- Day & night shades
- Laundry chute
- TV antenna
- Cable hook-up
- Satellite hook-up
- All slide-out lights are 12V
- Swivel rockers with wide seats (most floorplans)
- Lazy susan in galley overhead
- Metal high-rise faucet with hand sprayer
- Deep bowl sink with residential strainers & sink cover cutting boards
- Oversized drawers include full extension, steel bearing glides

HIGH FIDELITY PKG.

- 200 watt 5.1 Dolby® CD, AM/FM/DVD/TV tuner/weather band & remote (12V system for dry camping)
- Dolby® 5.1 surround speaker system & subwoofer
- (2) marine grade exterior patio speakers
- (2) bedroom speakers
- Satellite radio docking station
- iPod docking station
- Selector panel for MP3, satellite & game station

SABRE OPTIONS

- Air bed sleeper sofa
- Free standing dinette
- 15,000 BTU A/C IPO 13,500 BTU
- 12 gal. gas/110V/DSI water heater
- Ceiling fan
- Range cover
- Equa-Flex suspension
- 15" aluminum wheels
- 15" LCD bedroom TV



SABRE COMPETITIVE EDGE

COMPARE

the Sabre Advantage

EXTERIOR:

- 6-sided welded aluminum superstructure
 - Docking lights with hi and low beam
 - 30" entry door (most floorplans)
 - Aerodynamic full radius metal complete to underbody
 - Holding tanks protected with reflective insulation
 - "Manual override" for slide-outs
 - Detachable 30 AMP power cord
 - Tinted glass windows
- (See the SUPERIOR CONSTRUCTION PKG.)

BEDROOM & BATH:

- Residential size 60" x 80" queen bed
- Pillow top mattress
- 10 blade Fantastic Fan™

- 72" tiled shower surround
- 70" glass shower door
- Moisture protected shower light

LIVING ROOM & KITCHEN:

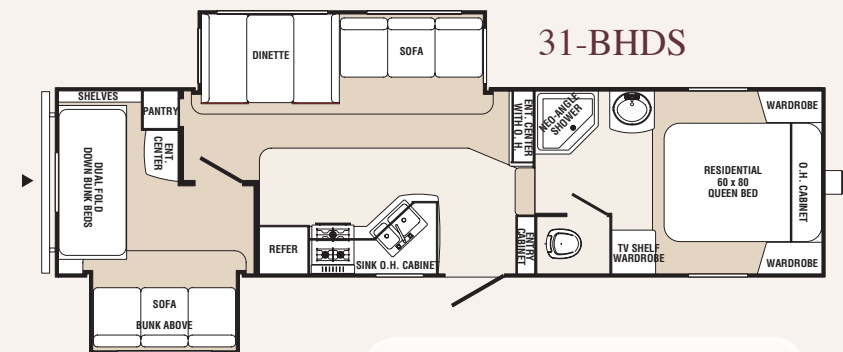
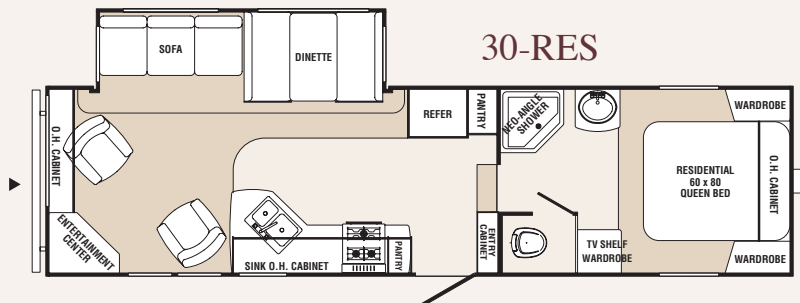
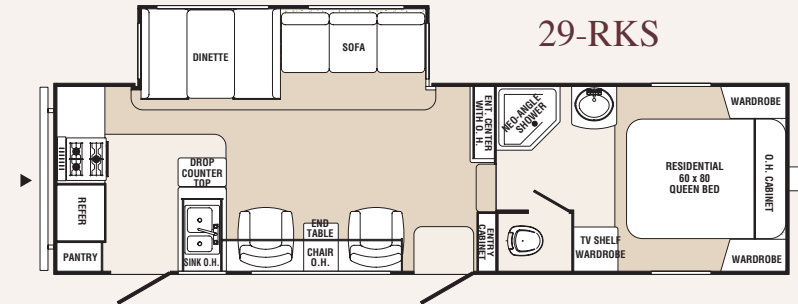
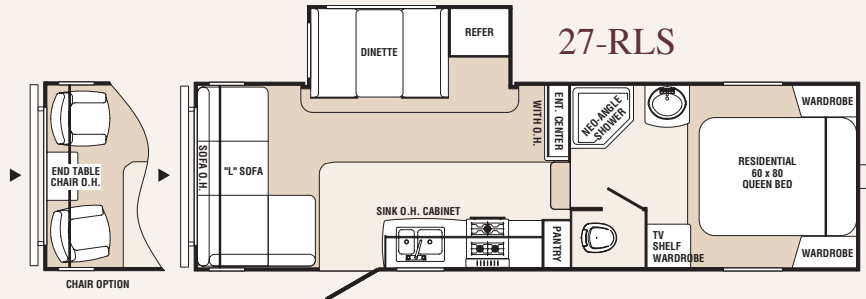
- (See HIGH FIDELITY PKG.)
- (See SUPERIOR PKG.)
- 26" x 26" opening side slide windows
- 6' high slide-out interior dimensions
- Welded aluminum booth dinette with 2 drawers
- Reversible dinette cushions
- Plywood dinette seat base
- 10 gallon gas/electric/DSI hot water heater
- Oversized 7 cu. ft. Domestic® refrigerator with LCD readout



TRUE SIX-SIDED ALUMINUM CAGE

1. Aluminum welded rafters
2. Aluminum welded front frame
3. Aluminum welded rear frame
4. Aluminum welded door-side frame
5. Aluminum welded off door-side frame
6. Aluminum welded floor

Floorplans



► Denotes slide-out bike rack (standard on all models)

SABRE SPECIFICATIONS	27-RLS	29-RKS	30-RES	31-BHDS
Hitch Weight	TBA	1,277	1,366	1,190
Axle Weight	TBA	6,561	6,525	7,734
Dry Ship Weight	TBA	7,838	7,891	8,924
GVWR	TBA	11,437	11,526	11,350
CCC (Cargo Cap.)	TBA	3,094	3,131	1,922
Ext. Length	30'2"	32'10"	33'6"	34'10"
Fresh Water Cap. (gal.)	45	45	45	45
Black Water Cap. (gal.)	35	35	35	35
Grey Water Cap. (gal.)	64	64	64	64
Tire Size (in.)	15"	15"	15"	15"
Awning Size (ft)	17'	16'	21'	18'



PEACE OF MIND EXCLUSIVE BENEFITS



EMERGENCY ROADSIDE ASSISTANCE OWNER'S GUIDE

Emergency Roadside Assistance &
Product Support Plan Guide
CALL 1-877-801-033

Services Administered by Coach-Net®

EMERGENCY ROADSIDE ASSISTANCE

Forest River Roadside Assistance Card provides free jump starts, tire changes, fuel delivery and lock-out service.

SERVICE ASSISTANCE

3,800 qualified service assistants are only a phone call away.

NATIONWIDE SERVICE APPOINTMENT ASSISTANCE

"No-Hassle" way to make service appointments and get directions, toll free!

DISPATCH OF ON-SITE MECHANICAL SERVICE

In the event of breakdown and/or disabled RV, contact your service agent toll free.

\$2,000 TRIP

INTERRUPTION REIMBURSEMENT

Accidents can mean expenses. We pay for car rental, meals, lodging and even help with plane tickets home.

24-HOUR TOLL FREE EMERGENCY MESSAGE SERVICE

Stay in touch with family and friends with no cost emergency message service.

CUSTOM TRIP ROUTING AND FULL COLOR MAPS

Makes your trips easier and more enjoyable.

PRE-DELIVERY INSPECTION FACILITY

That's 20,000 square feet of quality assurance

The bare essentials for a premium product.



YOUR SABRE DEALER



Sabre by Palomino

Forest River Inc.
2412 Century Drive
Goshen, IN 46528
www.palominorv.com

All illustrations and specifications contained in this literature are based on the latest product information at time of publication. Forest River, Inc. reserves the right to make changes in prices, colors, materials, equipment and specifications at anytime without notice and assumes no responsibility for any error in this literature. All weights shown are approximate. All units are shipped F.O.B. Goshen, Indiana. CONSULT YOUR LOCAL DEALER FOR WARRANTY INFORMATION.