



PUMA

XLE LITE

by Palomino



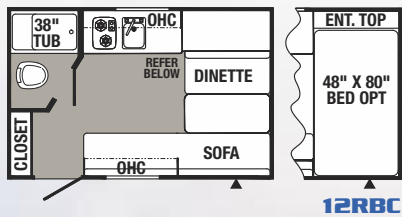
Experience the Call of the Wild!

Travel Trailers & Toy Haulers

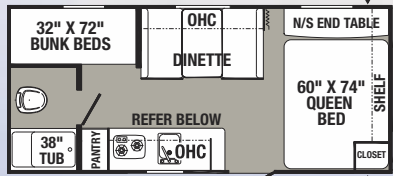
PUMA
XLE LITE



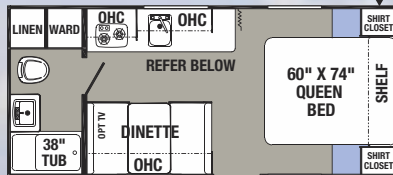
Puma XLE Lite Travel Trailers



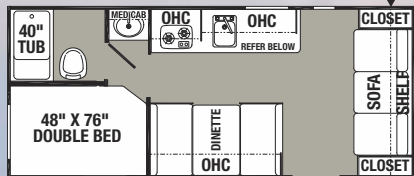
12RBC



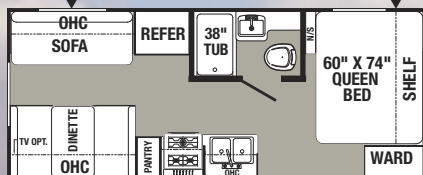
17QB



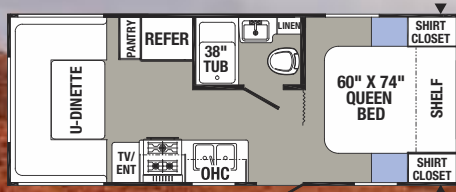
18FB



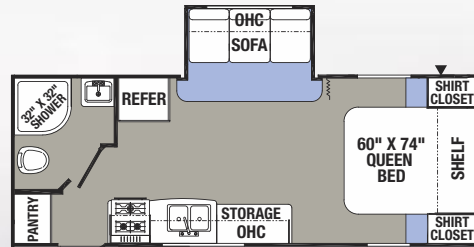
18FL



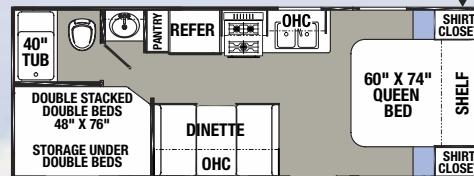
19RL



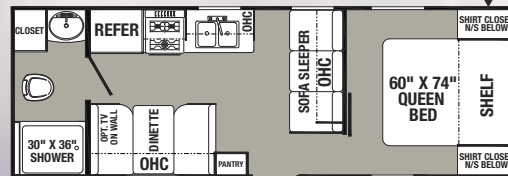
20RD



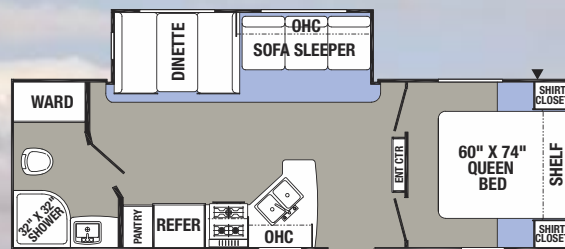
21FB



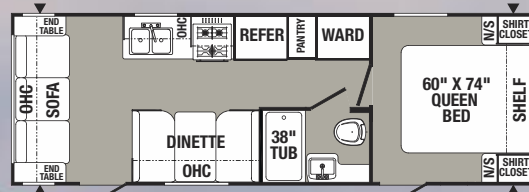
22RB



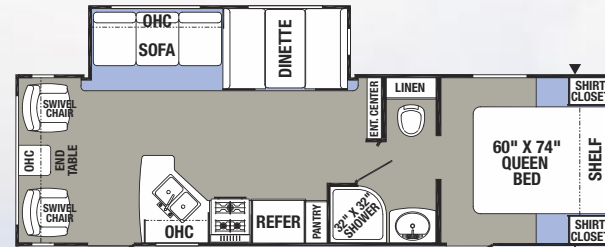
23FB



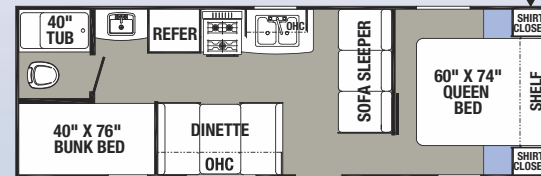
25RB



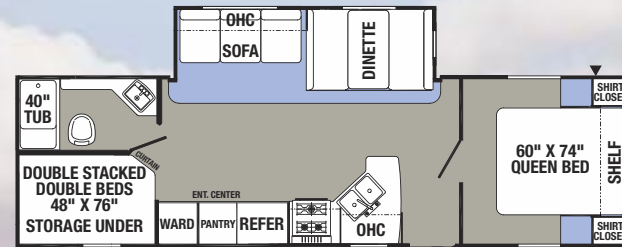
25RS



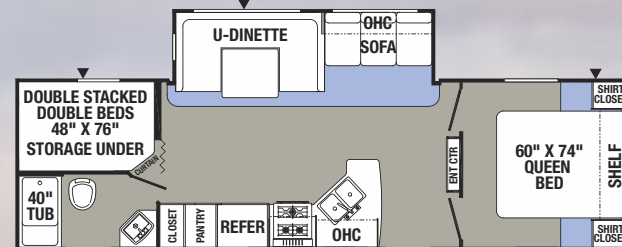
26RL



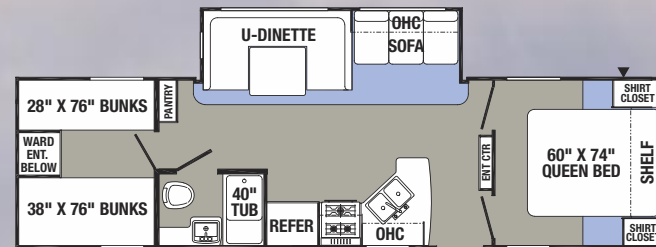
27FQ



27BQ



28DS



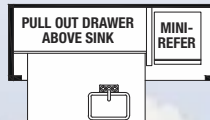
30DB

Travel Trailer Options



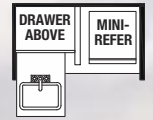
OUTSIDE KITCHEN OPT W/GRILL

30DBS, 25TFC



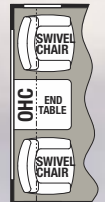
MINI CAMP KITCHEN OPT W/GRILL

22RBC, 27FQ, 27RBQ, 30DBS



MINI CAMP KITCHEN OPT W/GRILL

18FL



CHAIR OPTION

25RS

Model

Hitch Weight
Axle Weight
UVW
GVWR
CCC (Cargo Cap.)
Exterior Length
Exterior Height w/AC
Exterior Width
Fresh Water Cap. (gal)
Black Water Cap. (gal)
Grey Water Cap. (gal)
Tire Size (in)
Awning Size (ft) OPT.

PUMA

XLE LITE

by Palomino

Toy Haulers

These lighter weight trailers are designed for a comfortable camping experience at an affordable price. Amenities include a contemporary jack knife sofa with a handy pull-down drink tray, and flip-down storage underneath. Plus, new L-shaped kitchens provide more counter and storage space.* Construction features include solid I-beam frames, one-piece 5/8" floor decking, one-piece rubber roofs and large fresh water tanks. Answer the call of the wild with Puma XLE Lite!

* Available on most models

Value Leader Package (Required)

- Rear Stabilizer Jacks
- 45 Gal. Fresh Water Tank
- 2 Burner Cook Top
- Tinted Windows
- E-Z Lube® Axles
- Refrigerator
- Overhead Cabinets
- Beauflor Linoleum
- Wood Drawers
- Bath Skylight
- 6 Gal. Gas DSI Water Heater
- Grab Handle
- 20# Bottle with Cover
- Molded Fender Skirts
- Upgraded Color Metal
- Range Hood
- LED Lighting

Elite Package

- Electric Awning
- Bedspread with Pillows
- Oven
- Microwave
- Front Stabilizer Jacks
- Tub Surround
- Outside Shower
- AM/FM/CD/DVD Stereo
- Spare Tire
- TV Antenna

XLE Express Package:

- Microwave
- Front Stabilizer Jacks
- Tub Surround

Electric Power Package:

- 4 Electric Stabilizer Jacks
- 3500 Lb. Electric Tongue Jack
- Electric Power Package

Options:

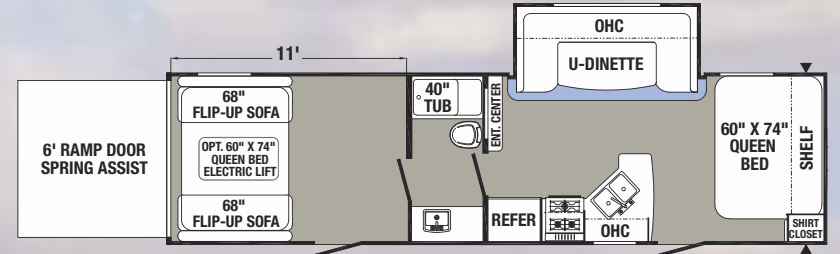
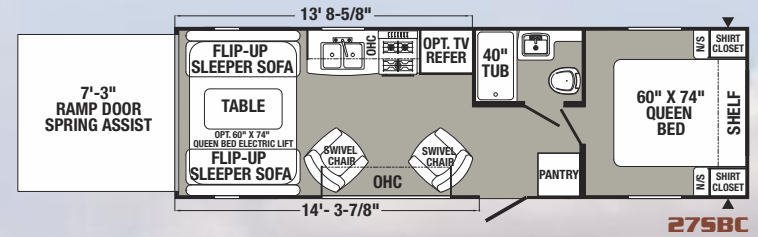
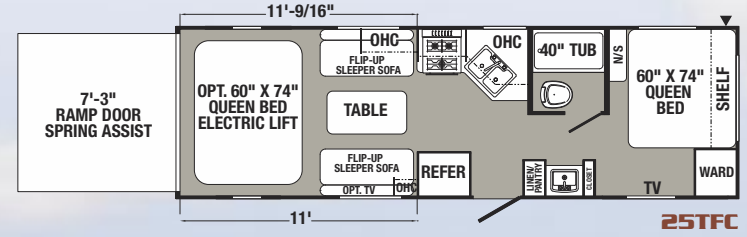
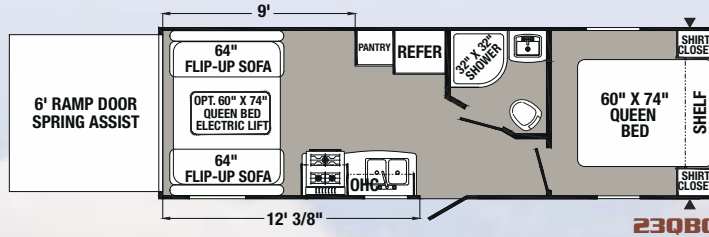
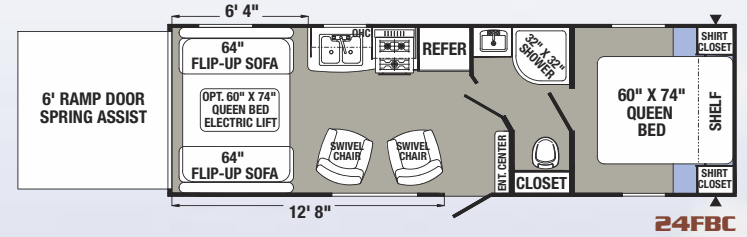
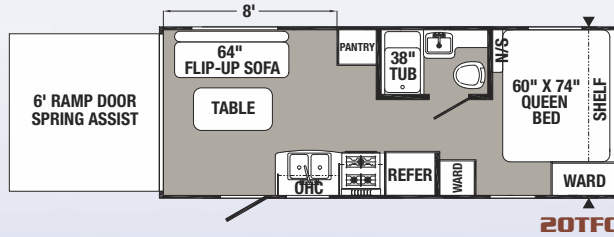
- 13,500 BTU Non-duct A/C
- 3 Cu. Ft. Gas/Electric Refrigerator (4.1 Cu. ft. 110V std)
- Awning
- Electric Awning
- 6 Gal. Gas/Electric DSI Hot Water Heater
- Outside Grill
- Spare Tire and Carrier
- AM/FM/CD/DVD Stereo
- 2 Exterior Speakers
- TV Antenna with Cable Hook up
- Outside Shower
- Bedspread with Pillow Shams
- Bedroom TV Hook-up (Where available)
- Diamond Plate
- Roof Ladder
- Carbon Monoxide Detector
- Z240
- State Seal

19' and Above Options

- 6 Cu. Ft. Double Door Refrigerator (5 Cu. ft. single door std)
- Oven
- 13,500 BTU Ducted A/C
- 15,000 BTU Ducted A/C
- Mini Outside Camp Kitchen with Grill (Where Available)
- Mini Outside Camp Kitchen with Grill (18FLC)
- Outside Kitchen with Grill (25TFC, 30DBSC)

Toy Hauler Options

- Single Electric Trac Queen Bed
- Double Electric Trac Queen Bed (25TFC, 27SBC)
- Colored Fiberglass Front Cap
- Mission Aluminum Rims
- Zip Screen
- Wash Down Kit
- 30 Gal. Fuel Puma Station



12RBC	17QBC	18FLC	18FBC	19RLC	20RDC	21FBC	22RBC	23FBC	25RBC	25R5C	26RL5C	27FQC	27RBC	28D5BC	30DBSC
295	403	474	382	425	398	479	435	600	550	529	712	572	687	648	754
2432	3021	3118	3786	3916	3712	4367	3770	3899	5110	4454	5368	3965	5208	5513	5546
2752	3462	3630	4261	4449	4148	4884	4243	4549	5698	4796	6118	4575	5933	6199	6338
3795	4803	4874	6000	6000	5800	6500	5800	6300	7300	6500	7712	6200	7687	7800	8000
1043	1341	1244	1739	1551	1652	1616	1557	1751	1602	1704	1594	1625	1754	1601	1662
16'3"	22'	22'4"	22'4"	23'7"	25'0"	25'3"	25'10"	27'4"	29'6"	28'	31'2"	29'2"	33'0"	32'2"	33'5"
10'1"	10'1"	10'1"	10'1"	10'1"	10'1"	10'9"	10'1"	10'1"	10'9"	10'1"	10'9"	10'1"	10'9"	10'9"	10'9"
96"	96"	96"	96"	96"	96"	96"	96"	96"	96"	96"	96"	96"	96"	96"	96"
51	51	51	51	51	51	51	51	51	51	51	51	51	51	46	46
42	42	42	32	32	42	42	42	42	42	42	42	42	32	42	42
42	42	42	42	42	42	42	42	42	42	42	42	42	74	42	42
14	15	15	15	14	14	14	14	14	15	14	15	15	15	15	15
7'	13'	11'	11'	12'	10'	14'	10'	16'	18'	16'	17'	16'	21'	17'	18'

Model	20TFC	23QBC	24FBC	25TFC	27SBC	29FQC
Hitch Weight	687	647	775	745	868	1006
Axle Weight	4101	4503	4615	5354	5285	5726
UVW	4826	5188	5428	6099	6153	6770
GVWR	7400	7647	7775	8800	8800	9300
CCC (Cargo Cap.)	2574	2459	2347	2701	2647	2530
Exterior Length	24'3"	28'11"	29'7"	29'8"	30'5"	34'0"
Exterior Height w/AC	10'11"	10'11"	10'11"	12'0"	12'0"	10'11"
Exterior Width	96"	96"	96"	96"	96"	96"
Fresh Water Cap. (gal)	51	51	51	51	51	51
Black Water Cap. (gal)	42	42	42	42	42	42
Grey Water Cap. (gal)	42	42	42	42	42	42
Tire Size (in)	15	15	15	15	15	15
Awning Size (ft) OPT.	14'	18'	18'	18'	14'	21'

PUMA

XLE LITE

by Palomino



This optional mini camp kitchen shown on the 27RBQC keeps you where the action is. It's complete with a 4 cu. ft. refrigerator, sink, an overhead storage drawer and a bumper mount grill.

Decor Choices



GVWR (Gross Vehicle Weight Rating) - is the maximum permissible weight of the unit when fully loaded. It includes all weights, inclusive of all fluids, cargo, optional equipment and accessories. For safety and product performance do NOT exceed the GVWR.

GAWR (Gross Axle Weight Rating) - is the maximum permissible weight, including cargo, fluids, optional equipment and accessories that can be safely supported by a combination of all axes.

UVW (Unloaded Vehicle Weight)* - is the typical weight of the unit as manufactured at the factory. It includes all weight at the unit's axle(s) and tongue and pin and LP Gas. The UVW does not include cargo, fresh potable water, additional optional equipment or dealer installed accessories.

CCC (Cargo Carrying Capacity)** - is the amount of weight available for fresh potable water, cargo, additional optional equipment and accessories. CCC is equal to GVWR minus UVW. Available CCC should accommodate fresh potable water (8.3 lbs. per gallon). Before filling the fresh water tank, empty the black and gray tanks to provide for more cargo capacity.

*Estimated average based on standard build optional equipment. **Estimated average based on standard build optional equipment. Each Forest River RV is weighed at the manufacturing facility prior to shipping. A label identifying the unloaded vehicle weight of the actual unit and the cargo carrying capacity is applied to every Forest River RV prior to leaving our facilities. The load capacity of your unit is designated by weight, not by volume, so you cannot necessarily use all available space when loading your unit.

SINCE 1968

PALOMINO

Recreational Vehicles

Puma XLE by Palomino, a Division of Forest River, Inc.
2551 Century Drive ■ Goshen, IN 46528

www.palominorv.com



Puma XLE Owner "Digital Kit" App

Now you can have your Owner's Manual with you wherever you are. Download our FREE App from the App Store or Google Play and you'll have the information right at your fingertips.

All information contained in this brochure is believed to be accurate at the time of publication. However, during the model year, it may be necessary to make revisions and Forest River, Inc., reserves the right to make all such changes without notice, including prices, colors, materials, equipment and specifications as well as the addition of new models and the discontinuance of models shown in this brochure. Therefore, please consult with your Forest River dealer and confirm the existence of any materials, design or specifications that are material to your purchase decision. ©2016 Puma by Palomino a Division of Forest River, Inc., a Berkshire Hathaway company. All Rights Reserved. 9/16

Your PUMA XLE Dealer



PRE-DELIVERY INSPECTION FACILITY

20,000 square feet of quality assurance. The bare essentials for a premium product. This state-of-the-art facility gives immediate daily feedback to production for quality assurance in every unit built.



Forest River, Inc. encourages our customers to purchase their Forest River products from a local dealership whenever possible for the following reasons:

- 1) Forest River, Inc. dealers are independently owned and operated businesses so priority service and scheduling is at their discretion and is often provided to customers that purchased their unit at that dealership.
- 2) Purchasing locally allows customers to establish meaningful relationships with a dealer, enhancing the RV experience through assistance with product questions, user tips or RV regulations for your state or country, and much more!
- 3) Canadian customers must meet requirements to bring an RV purchased out of the country to their home. These requirements may involve additional inspections and certifications, taxes and fees. Your local Canadian Dealer is a professional at meeting these requirements.
- 4) Scheduling timely warranty repairs and adjustments through a local dealership provides far greater flexibility and convenience to you, the customer!

It is the goal of Forest River, Inc. that all of our RV owners fully enjoy the RV experience and that customer satisfaction meets or exceeds their expectations!

24/7 EMERGENCY ROADSIDE ASSISTANCE

For a worry-free ownership experience

Forest River includes one year of Coach-Net RV Technical & Roadside Assistance with each RV purchase.

Whether new to the RV lifestyle or an experienced RV enthusiast, Forest River owners have 24/7 access to technical, operational and emergency road service coverage throughout the US & Canada.

Coach-Net's fast, dependable service is just a phone call away.

Coach-Net[®]

RV Technical & Roadside Assistance



Learn More

Scan this barcode using a QR Reader on your smart phone to learn more about Forest River.



A Berkshire Hathaway company.

FREE MEMBERSHIP
to Forest River Owners' Group

www.forestriverfrog.com

